PLAN FOR PROPOSED G+IV STORIED RESIDENTIAL BUILDING OF SAILEN BANERJEE, PRABIR BANERJEE & TAPAN KUMAR BANERJEE AT MOUZA- SUBUDDHIPUR, J.L NO - 32, L.R. DAG NOS.- 618, 619, L.R.KH. NO.-6162, 6146, 6156, WARD NO.- 13, HOLDING NO.-347 ,UNDER BARUIPUR MUNICIPALITY, P.S -BARUIPUR, DIST 24 PGS(S). UPON BELTALA ROAD

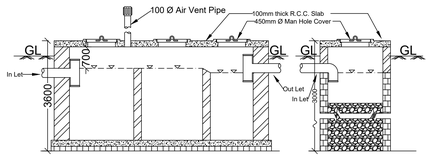

SECTION ON -- X-X

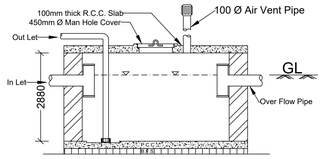

SECTION ON -- Y-Y

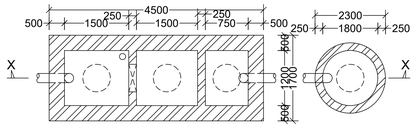

DETAIL OF SEPTIC TANK & SOAK PIT

Scale - 1:50

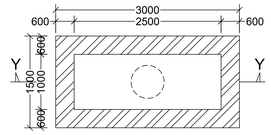

UNDER GROUND WATER RESERVOIR

Scale - 1:50

SITE PLAN

SCALE - 1:200

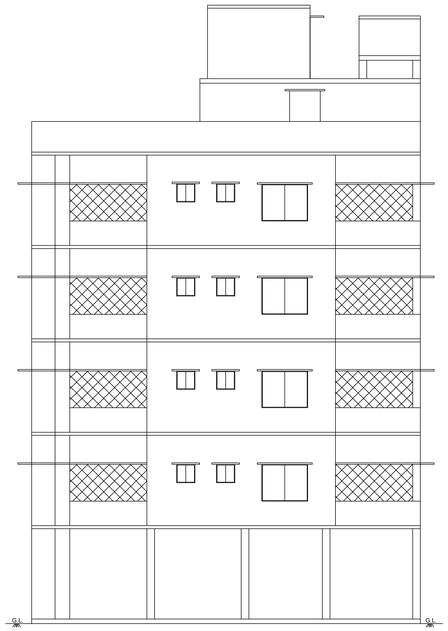

FRONT ELEVATION

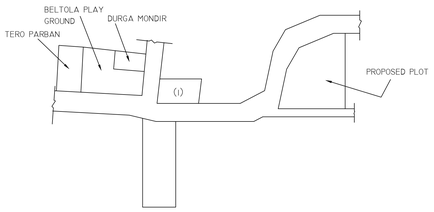

LOCATION PLAN

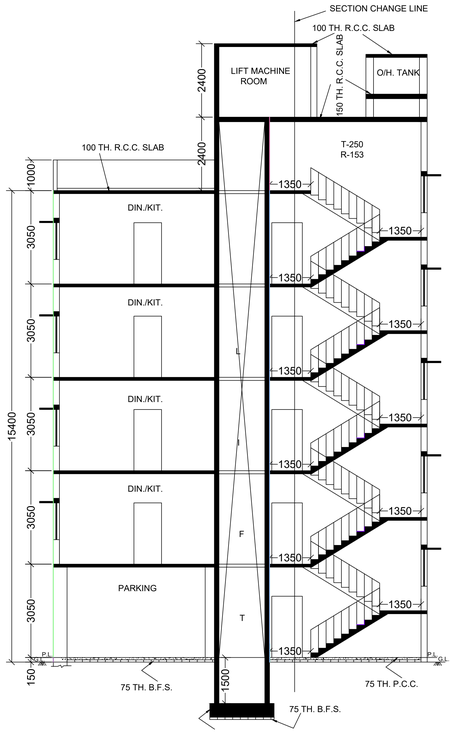

SECTION AT : A-A'

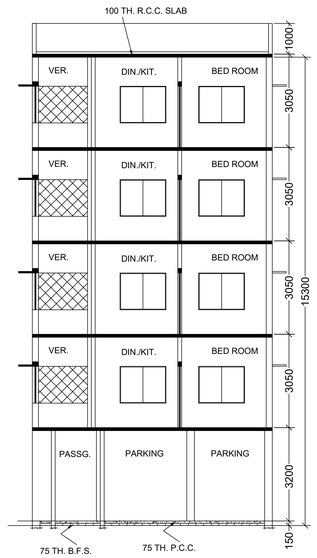

SECTION AT : B-B'

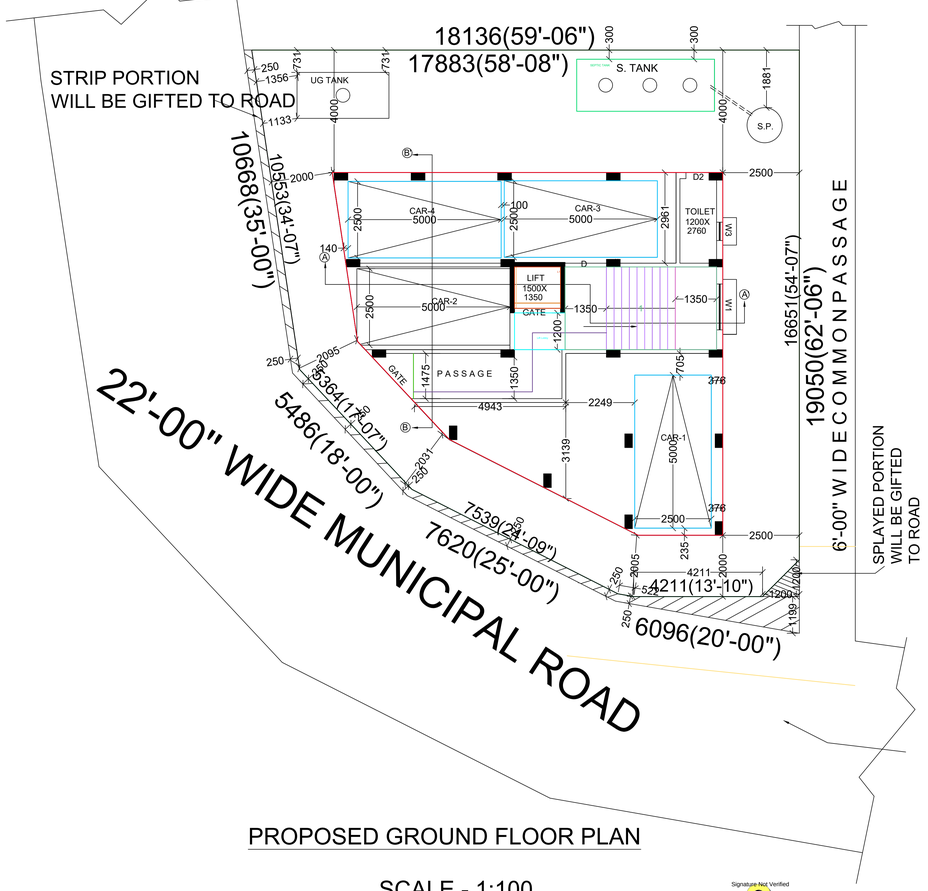

PROPOSED GROUND FLOOR PLAN

SCALE - 1:100

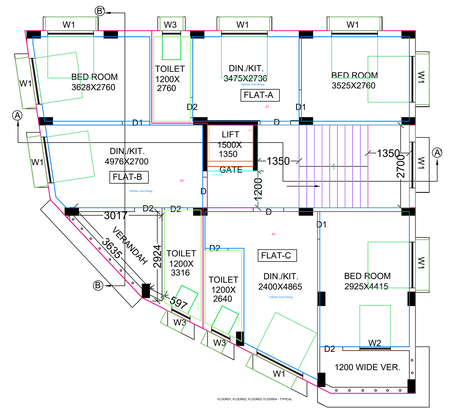

TYPICAL FLOOR PLAN

(1ST TO 4TH FLOOR)

SCALE - 1:100

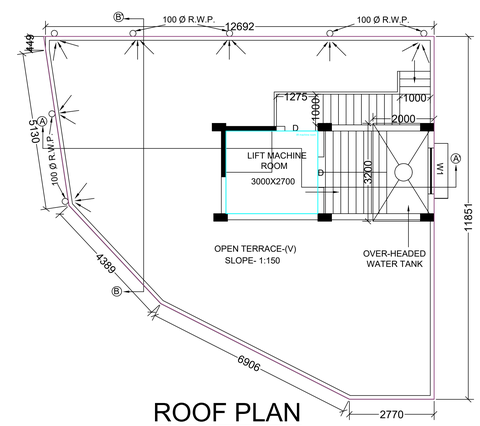

ROOF PLAN

SCALE - 1:100

STATEMENT OF THE PLAN PROPOSAL

AREA OF LAND : (AS PER DEED) : 4KH.-00CH.-00SFT. [267.559 SQM.]
AREA OF LAND : (AS PER SITE) : [277.295 SQM.(M/L]
EXCESS LAND : 9.975 SQM.
AREA OF NET LAND(AFTER RELEASING EXCESS LAND):267.320 SQM.(M./L.)
SPLAY CORNER AREA : 0.720 SQM.
AFTER RELEASING SPLAY CORNER ACTUAL LAND AREA: 266.600 SQM.
MEANS OF ACCESS : 6.706 M.(22'-00") AVG. WIDE ROAD
GROUND COVERAGE PROVIDED : = 119.854 SQM.

TOTAL HEIGHT PROVIDED : 15.400 M.

NO. OF TENAMENTS : 12 NOS.

NO. OF STOREY INDICATING: G+ IV.

TOTAL COVERED AREA PROVIDED : 599.27 SQM.

AREA OF GROUND FLOOR.	-	119.854 SQ.M.
AREA OF FIRST FLOOR.	-	119.854 SQ.M. (RESIDENTIAL)
AREA OF SECOND FLOOR.	-	119.854 SQ.M. (RESIDENTIAL)
AREA OF THIRD FLOOR.	-	119.854 SQ.M. (RESIDENTIAL)
AREA OF FOURTH FLOOR.	-	119.854 SQ.M. (RESIDENTIAL
TOTAL FLOOR AREA	-	599.270 SQ.M.

TOTAL RESIDENTIAL AREA :119.854 x4 =479.416 SQ.M.(4 NOS. FLOOR).
(18.360 SQ.M. x 4) = 73.444 SQ.M. (STAIR & LIFT)
ACTUAL RESIDENTIAL AREA= 479.416 SQ.M.-73.444 SQ.M. =405.972 SQ.M.
TOTAL SHOP AREA : NIL.

NOS. OF CAR PARKING(AS PER RULES) : 405.972 SQ.M./130 =
3.12 i.e. 3 NOS.

NOS. OF CAR PARKING(PROVIDED) : 4 NOS
.
SPACE PROVIDED FOR CAR PARKING : 85.115 SQ.M.

OPEN SPACES LEFT FOR EXTRA CAR PARKING : NIL.

THIS IS CERTIFIED THAT THE PLAN ITSELF WITH FULL RESPONSIBILITY HAS BEEN DRAWN BY ME. THE FOUNDATION & THE SUPERSTRUCTURE WORK HAS BEEN SO DESIGNED CONSIDERING ALL POSSIBLE INCOMING LOADS THAT IT IS SAFE & SOUND FROM THE ENGINEERING & STRUCTURAL POINT OF VIEW.

SIG. OF ENGINEER

SPECIFICATION

FOUNDATION- ISOLATED COLUMN FOOTING WITH PROPER REINFORCEMENTS AND CONCRETE MIX M25BRICKWORK- IN CEMENT MORTAR WITH CEMENT SAND MIX 1:6 IN 200 THICK WALL AND IN 125/75 MM THICK WALL CEMENT SAND MORTAR IS 1:4LINTELS. ROOF- R.C.C ACCORDING TO STRUCTURAL DRAWING.FLOORING -MARBLE FLOORING.PLASTERING -CEMENT SAND MORTAR IN 1:5.WOODWORK -SAL WOOD FOR DOOR FRAME AND FLUSH DOOR FOR SHUTTER.GRILL WORK -MILD STEEL GRILL FOR WINDOWS, HANDRAIL AND COLLAPSIBLE GATE FOR MAIN ENTRANCE.

SIG. OF OWNERS

SIG. OF ENGINEER

OFFICE SEAL

Signature Not Verified
Digitally signed by
Organisation: Date: 2022.08.24 17:13:53
Reason: Building Permit
Location: SUPERUP